



NANO X

Micro Profile Exterior LED Task
and Cove Fixture



Customer: Date: Type:

Project:

Wattage	3W, 6W or 10W per linear ft.
Input Voltage	90-120V, 230-227V
Control	Forward/Reverse Line Dimmer 0-10V, DALI, or DMX*
Power Cable	UL Standard 10 ft.
Pixel Spacing	5/8" on Center
Length	1 ft., 1.5 ft., 2 ft., and 4 ft.
Total Width	1.21" Fixed Clip
Total Height	2.08"
Input Current	54mA @ 120V, 24mA @ 277V
Color Options	2000K, 2400K, 2700K, 3000K, 3500K, 4000K, 5000K, 6500K
Mounting	Fixed, Hinge
Available Optics	15°x45°, 120°x120°
Rating	IP50, IP67
CRI	90+ CRI
Finish	Clear Anodized Aluminum
Material	Anodized Aluminum
Custom	Contact Factory
Dimming	Patented CleanDim® Technology ensures even dimming from 0-100%.
Max Run	76 ft. @ 120 V (6W), 156 ft. @ 277V (6W)
Environmental	Operating temperature: -40°F-140°F Ambient(-40°C-60°C)** Storage temperature: -40°F-140°F Ambient indoor fixtures operation limited to =<50% relative humidity

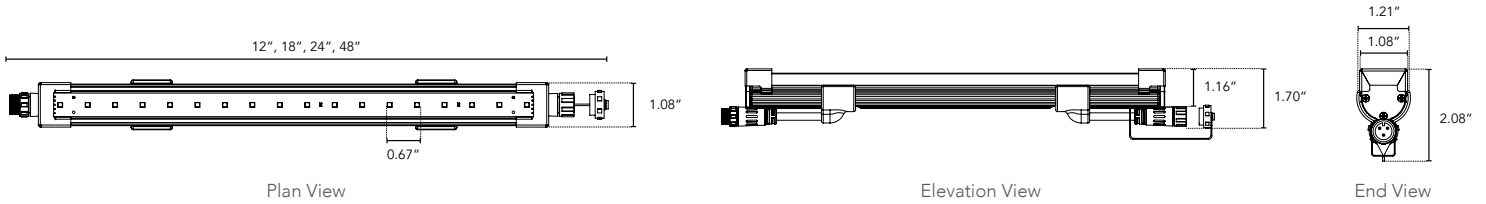
*Uses Boca SDS Module for 0-10V, Dali, or DMX Dimming.
**Military spec available under special request-lead times may be impacted.

PRODUCT SPECIFICATIONS:

PRODUCT	WATTAGE	COLOR OPTION	VOLTAGE	OPTIC	FINISH	MOUNTING	LENS	BAFFLE	RATINGS
NANO X	3W 6W 10W	2000K 2400K 2700K 3000K 3500K 4000K 5000K 6500K	120V 277V	15°x45° 120°x120°	A Clear Anodized Aluminum N Natatorium Finish* C Custom*	FS Fixed Short FT Fixed Tall H Hinge	C Clear LD Light Diffused	SQ Square ASYM Asymmetric	I Interior-IP50 E Exterior-IP67
					*Additional charges may apply			*Cannot be used with 120° optic	

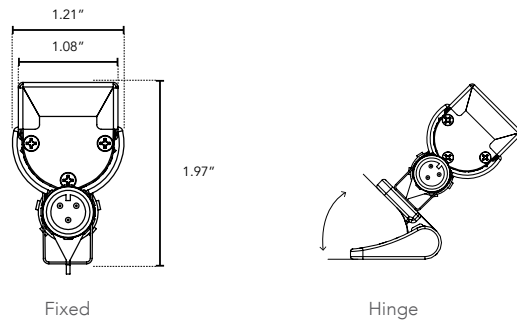
DIMENSIONS:

Note: Allow for 1/4" for each end cap and 1.25" for power feed cable.

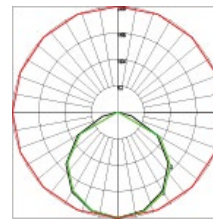


MOUNTING INFORMATION:

For vertical installation and installations above 4' please contact the factory for specific mounting instructions.



LUMINAIRE INFORMATION:



Fixture Type: 3500°K, 120° optic, 120V, 12"

Total lumen Output: 2290 Lumens per 4ft.

Luminaire Efficacy: 93 Lumens per watt

Characteristics:

LUMENS PER LAMP	572.6 (1 lamp)
TOTAL LAMP LUMENS	572.6
LUMINAIRE LUMENS	573
TOTAL LUMINAIRE EFFICIENCY	100%
LUMEN EFFICACY RATING	93
TOTAL LUMINAIRE WATTS	6.15
BALLAST FACTOR	1.00
CIE TYPE	Direct
SPACING CRITERION (0-180)	1.28
SPACING CRITERION (90-270)	1.30
SPACING CRITERION (Diagonal)	1.40
BASIC LUMINOUS SHAPE	Rectangular
LUMINOUS LENGTH (0-180)	0.31m
LUMINOUS WIDTH (90-270)	0.01m
LUMINOUS HEIGHT	0.00m