



NANO WARM DIM

Micro Profile LED Task and Cove Fixture with Warm Dim



Customer: _____ Date: _____

Project: _____

| | |
|-------------------------|---|
| Wattage | 6W per linear ft. |
| Input Voltage | 90-120V or 230-277V |
| Control | Forward/Reverse Phase Line Dimmer, Compatible with 0-10V, DALI, DMX* |
| LED Spacing | 0.65" on Center |
| Length | 12-72", in 6" increment |
| Total Width | 1.03" |
| Total Height | 0.82" (not including clip) |
| Input Current | 54mA @ 120V, 24mA @ 277V |
| Mounting | Fixed, Hinge |
| Available Optics | 15x40°, 120° |
| Finish | White, Black |
| Color Options | 2000K-3000K - (Contact Factory for other options) |
| Max Run | 76ft. @ 120V, 156ft. @ 277V |
| Rating | IP50 |
| CRI | 90+ CRI |
| Material | High Temperature ABS Plastic |
| Custom | Contact Factory |
| Dimming | Patented CleanDim® Technology ensures even dimming from 0-100%. |
| Environmental | Operating temperature: -40°F-140°F Ambient(-40°C-60°C)** Storage temperature: -40°F-140°F Ambient indoor fixtures operation limited to =<50% relative humidity |

*Uses Boca SDS Module for 0-10V, Dali, or DMX Dimming.

** Military spec available under special request-lead times may be impacted.



PRODUCT SPECIFICATIONS:

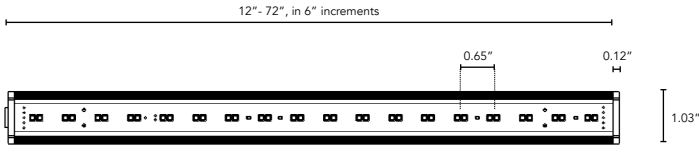
| | WATTAGE | COLOR OPTION | VOLTAGE | OPTIC | FINISH | MOUNTING | LENS | BAFFLE* (Not Available with 10° Optics) | REFLECTOR |
|----------------------|------------------------|-------------------------------------|----------------------------|-------------------------------|----------------------------------|----------------------------------|---|---|---|
| Nano Warm Dim | | 2000K-3000K | | | | | | | |
| | 3W 6W | (Contact Factory for other Options) | 120V 277V | 15°x40° 120° | W White B Black | F Fixed H Hinge | C Clear CLD Clear Light Diffused (Not Available with Optics) HD Heavy Diffused (Not Available with Optics) | SQ Square ASYM Asymmetric * Not Available with 10° Optics | N No Y Yes (Not Available with Optics) |

ACCESSORY

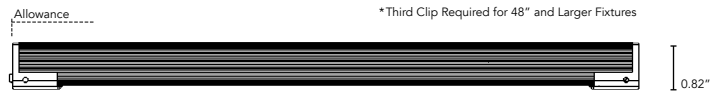
KNIFE EDGE COVE

T Track Mount (Only available with Fixed Mounting) Y YES N NO

DIMENSIONS:



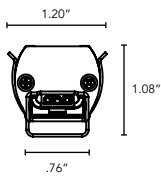
Plan View



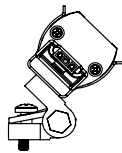
Elevation View

MOUNTING INFORMATION:

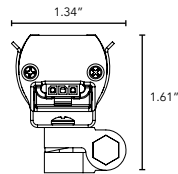
For vertical installation and installations above 4' please contact the factory for specific mounting instructions.



Fixed

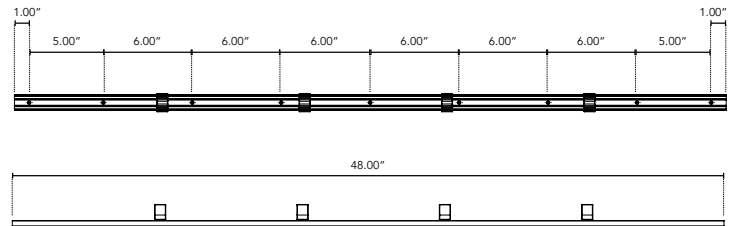


Hinge



ACCESSORY:

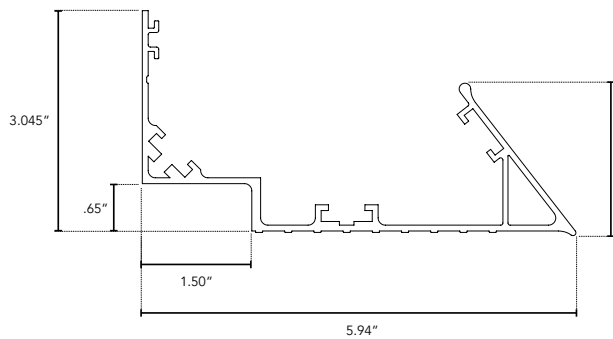
Track Mount Clip System is only available with Fixed Mounting.



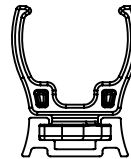
Plan View

KNIFE EDGE COVE:

See Knife Edge Cove specification sheet for additional information.



KEC Profile



Elevation View