



# NANO MIX-INT

Triple Diode DMX Controlled Line Voltage  
Small Profile Linear LED Fixture



Customer: \_\_\_\_\_ Date: \_\_\_\_\_

Project: \_\_\_\_\_

<b>Wattage</b>	6W per linear ft.
<b>Input Voltage</b>	90-120V, 230-277V
<b>Control</b>	NanoRouter - DMX
<b>Power Cable</b>	UL Standard 10 ft.
<b>Length</b>	12-72", in 6" increment
<b>Total Width</b>	1.03"
<b>Total Height</b>	1.09"
<b>Input Current</b>	54mA @ 120V, 24mA @ 277V
<b>Mounting</b>	Fixed, Hinge
<b>Available Optics</b>	15°x40°, 120°
<b>Finish</b>	Clear Anodized Aluminum
<b>Color Options</b>	RGBW, 2000K, 2400K, 2700K, 3000K, 3500K, 4000K, 5000K, 6500K, Red, Blue, Amber, Green
<b>Max Run</b>	40ft. @ 120V per nanorouter port
<b>CRI</b>	90+ CRI
<b>Rating</b>	IP50
<b>Material</b>	Anodized Aluminum
<b>Custom</b>	Contact Factory
<b>Environmental</b>	Operating temperature: -40°F-140°F Ambient(-40°C-60°C)** Storage temperature: -40°F-140°F Ambient indoor fixtures operation limited to =<50% relative humidity



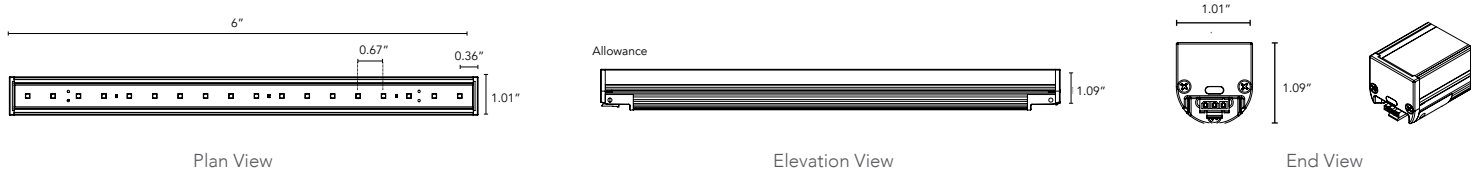
## PRODUCT SPECIFICATIONS:

\*\* Military spec available under special request-lead times may be impacted.

	COLOR OPTION	OPTIC	VOLTAGE	FINISH	MOUNTING	LENS	BAFFLE <small>(Not Available with 10° Optics)</small>	REFLECTOR	
NanoMix-INT				<b>A</b>					
	<b>RGB(W)</b> 2000K 2400K 2700K 3000K 3500K 4000K 5000K 6500K	<b>Red</b> <b>Blue</b> <b>Amber</b> <b>Green</b>	<b>15°x40°</b> <b>120°</b>	<b>90-120V</b> <b>230-277V</b>	<b>A</b> Clear Anodized Aluminum  *Contact Factory for Custom Options	<b>F</b> Fixed <b>H</b> Hinge	<b>C</b> Clear <b>CLD</b> Clear Light Diffused (Not Available with 15°X45° Optics) <b>HD</b> Heavy Diffused (Not Available with 15°X45° Optics)	<b>SQ</b> Square <b>ASYM</b> Asymmetric	<b>N</b> No <b>Y</b> Yes (Not Available with Optics)
<b>RATING</b>	<b>ACCESSORY</b>	<b>KNIFE EDGE COVE</b>							
<b>I</b>									
<b>I</b> Interior	<b>T</b> Track Mount (Only available with Fixed Mounting)	<b>Y</b> YES <b>N</b> NO							

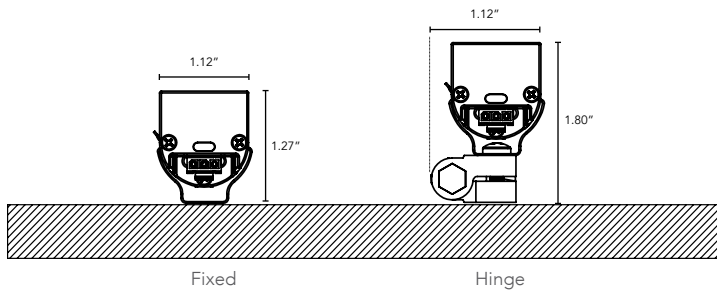
**DIMENSIONS:**

\* Third Clip Required for 48" and Larger Fixtures



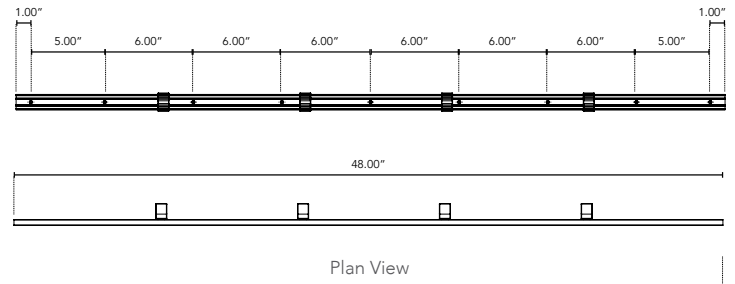
**MOUNTING INFORMATION:**

For vertical installation please contact the factory for specific mounting instructions. For installations above 4' please contact the factory.



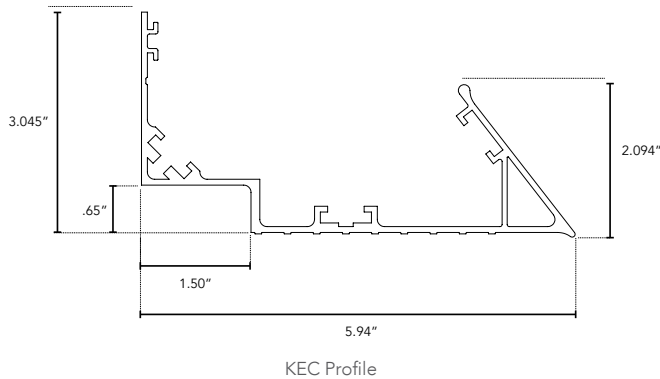
**ACCESSORY:**

Track Mount Clip System is only available with Fixed Mounting.



**KNIFE EDGE COVE:**

See Knife Edge Cove specification sheet for additional information.



Elevation View

**OUTPUT:**

Color Temperature (K)	Wattage	Lumens	LM/W
2000	6	365	61
2400	6	470	79
2700	6	560	94
3000	6	695	116
3500	6	760	127
4000	6	800	134