




HPNLS-MIX

Small Profile Color Changing LED Fixture

Customer: _____ Date: _____ Type: _____

Project: _____



Wattage	14W per linear ft*
Input Voltage	90-120V, 230-277V
Control	Standard DMX 512
LED Spacing	1.0" on Center
Length	12"-96", in 12" increments
Total Height	1.68"
Total Width	1.80" (not including clip)
Color Options	Alternating RGB, RGBW, Triple Diode RGB, White Mixing
Mounting	Fixed, Hinge, Vandal, Arc 3 or Arc 6
Available Optics	10°x10°, 30°x30°, 60°x 60°, 10°x30°, 10°x60°, 30°x60°, 80°x80°, 100°x100°
Rating	IP50, IP67, IP69K
CRI	90+ for White Mix Only
Power Cable	UL Standard 10 ft
Environmental	Operating temperature: -40°F-140°F Ambient(-40°C-60°C)** Storage temperature: -40°F-140°F Ambient indoor fixtures operation limited to =<50% relative humidity

*Custom wattage available upon request. Title 24 compliant fixture not to exceed 18 watts / 4ft fixture.

** Military spec available under special request-lead times may be impacted.

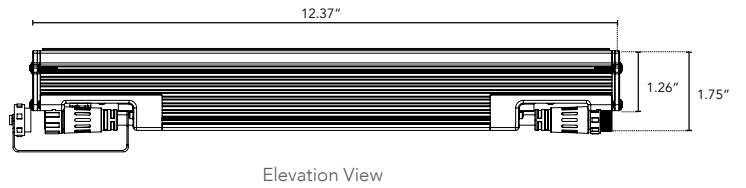
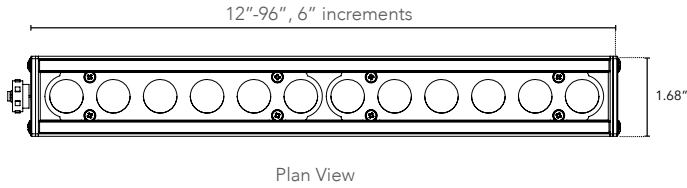


PRODUCT SPECIFICATIONS:

PRODUCT	COLOR OPTION	VOLTAGE	OPTIC	FINISH	LOCATION	MOUNTING	LENS	WHITE MIXING OPTIONS*	OPTIONS
HPNLS-MIX									
	RGB RGBW TRGB Triple Diode (120° only) WM White Color Mixing *See White Mix Options	120V 277V	10°x10° 30°x30° 60°x60° 10°x30° 10°x60° 30°x60° 80°x80° 100°x100°	W White B Black G Gray	I Interior-IP50 E Exterior-IP67 N Natatorium* K IP69K-Extreme Environment *Chromate Conversion with Marine Grade Powder Coat-IP67. Extra Charges may apply.	F Fixed S Swivel H Hinge 3Arc 3" Arc Swivel 6Arc 6" Arc Swivel V Vandal Proof Clip	C Clear D Diffused SI Satin Ice (Interior Use Only) OP Opal White	2700K 3000K 3500K 4000K 5000K Amber *If specifying WM indicate white options here: (Up to 3 different options can be specified)	SB Square Baffle ASYM Asymmetric Baffle SKB Kicker Baffle HL Hexcell Louver* *Cannot be used with Satin Ice White or 120° optic

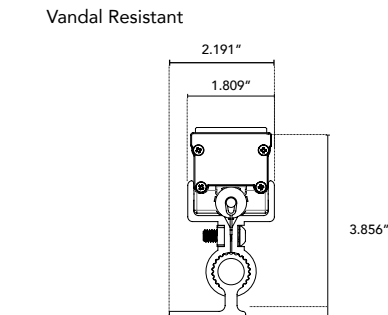
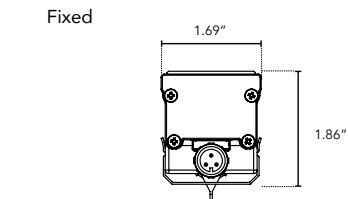
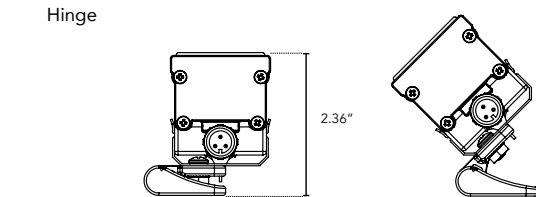
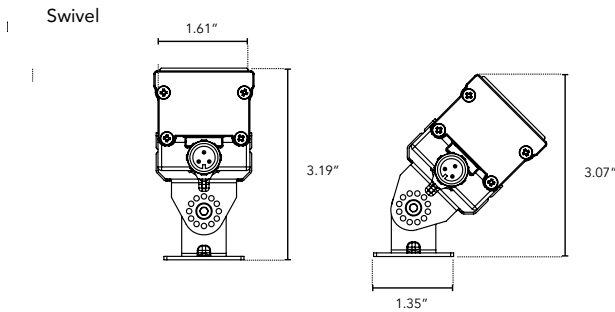
DIMENSIONS:

For vertical installation and installations above 4' please contact the factory for specific mounting instructions.



MOUNTING INFORMATION:

Note: Fixtures 1-2ft, Place clips 3" from edge as shown. Fixtures more than 2ft., Place clips 3.5" from edges as shown.



LIGHTSOURCE REPORT

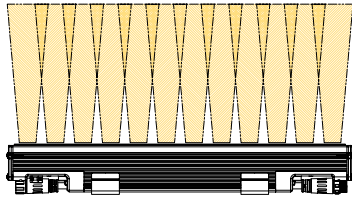
WHITE W/CLEAR GLASS LENS

- CIE Colorimetric Parameters
- CCT: Tc = 3088K
- Photometric Parameters
- Luminous Flux: 634.40 lm
- Efficiency: 59.46 lm/W

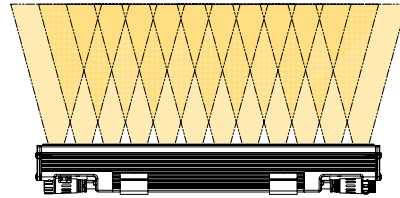
WHITE W/CLEAR GLASS LENS

- RGBW w/Clear Glass Lens
- CCT: Tc = 4392K
- Photometric Parameters
- Luminous Flux: 922.16 lm
- Efficiency: 34.65 lm/W

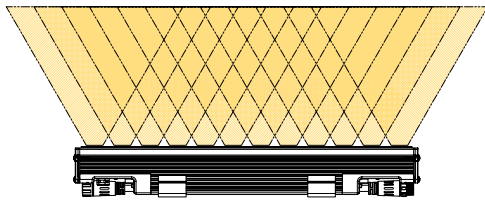
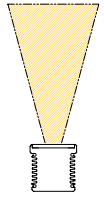
OPTICS



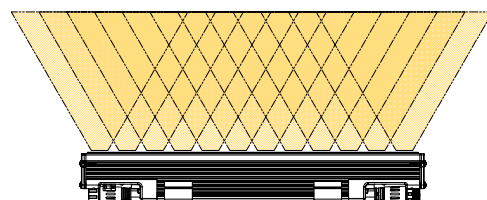
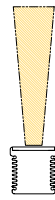
10°x10°



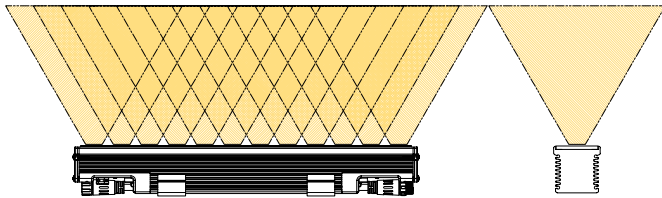
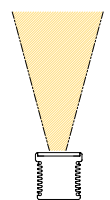
30°x30°



10°x60°



30°x60°



60°x60°